


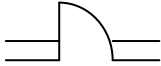

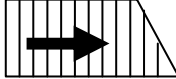




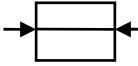

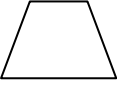

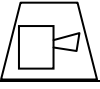

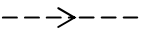
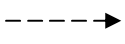
# Building Control

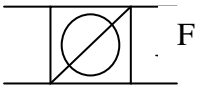




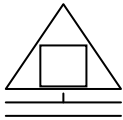

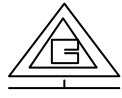
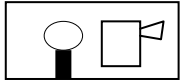


LINCS BUILDING  
CONSULTANCY

## Guidance Note No. 16

Fire Signage

Symbol	Description	Symbol	Description
	Detector any type		Doorset hinged Leaf
	Heat Detector		Stairway arrow indicated up direction
	Smoke Detector		Luminaire Any Type
	Manual Fire Alarm Call Point		Luminaire Emergency/Safety
	Beam Detector		Luminaire Emergency Self Contained
	Warning Device Any Type		Exit Sign Internally Illuminated
	Warning Device Sounder	S12	<i>"Fire Action"</i> Sign
	Warning Device Bell	S13	<i>"Fire Door Keep Shut"</i> sign
	Escape Route Direction to Follow	S14	<i>"Fire Door Keep Locked"</i> sign
	Escape Route Final Exit	S17	<i>"Door to be Secured Open"</i> sign
1:12	Ramp Gradient	S20	<i>"Fire Escape Keep Clear"</i> sign
60	Fire Resistance in Minutes	S22	<i>"Fire Exit"</i> sign
SC	Self Closing	S25	<i>"Push Bar To Open"</i> sign
VP	Vision Panel	S26	<i>"Directional Arrow"</i> (Green) sign
PB	Pushbar Door ironmongery	S28	<i>"Fire Alarm Call Point"</i> sign
FL	Fusible Link	S9	<i>"No means of Escape"</i> sign

Symbol	Description	Symbol	Description
F	Fire Resisting	S10	<i>"In The Event of Fire Avoid Use of Lift"</i> sign
S15	<i>"Automatic Fire Door Keep Clear"</i> sign	S16	<i>"Automatic Fire Door Keep Clear – Close at Night"</i> Sign
S18	<i>"Door to be Unlocked"</i> sign	S23	<i>"Slide to Open"</i> sign
S33	<i>"Dry Riser"</i> sign	S34	<i>"Wet Riser"</i> Sign
S35	<i>"Fire Mains Switch"</i> sign	S31	Fire Extinguisher
 F	Fire Damper in Ductwork	 D	Fire Resisting Construction. Period of Fire Resistance in Minutes
FRG	Fire Resisting Glazing		Wall Opening with Roller Shutter
S	Smoke Resisting		(Foam) Portable Extinguisher Wall Mounted
	(Water) Portable Extinguisher Wall Mounted		(Dry Powder) Portable Extinguishers Wall Mounted
	(CO <sub>2</sub> ) Portable Extinguisher Wall Mounted		(Fire Blanket) Wall Mounted
FD20 FD30 FD60	Fire Door (showing period of fire resistance in minutes)		Fire Alarm Control Panel



FS58945



## **Lincs Building Consultancy**

**Tedder Hall  
Manby Park  
Louth  
Lincolnshire  
LN11 8UP**

**Tel: 08707 551696  
Fax: 01507 327069  
[www.e-lindsey.gov.uk](http://www.e-lindsey.gov.uk)  
E-mail: [lbc@lincsbc.gov.uk](mailto:lbc@lincsbc.gov.uk)**

If you would like to receive this information in another language or in another format, such as large print, Braille or on an audio tape, please contact Administration at either of the offices shown above.

Please note that these guidance notes are for advice only and may not cover all situations. It is your responsibility to ensure that they are appropriate for use in your particular circumstances.