

Building Control

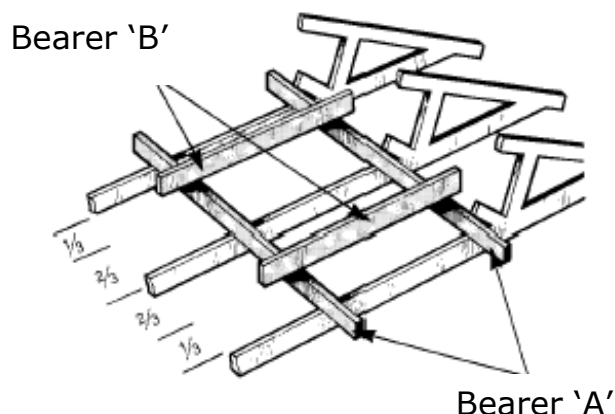


LINCS BUILDING
CONSULTANCY

Guidance Note No. 26

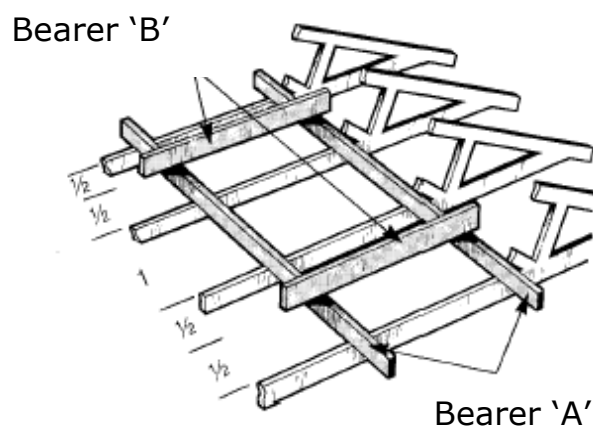
Water Tank Supports

Bearers **A** and **C** should be a minimum 75mm x 50mm



For clarity, longitudinal binders and bearers '**C**' are not illustrated

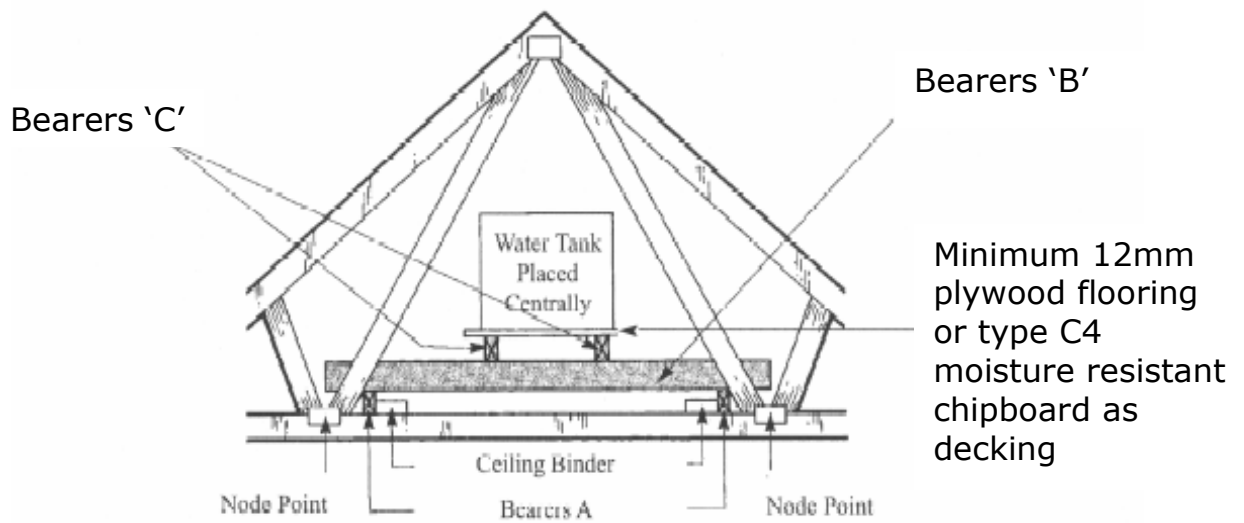
Tank stands across 3no. Trusses (maximum 230 litre tank)



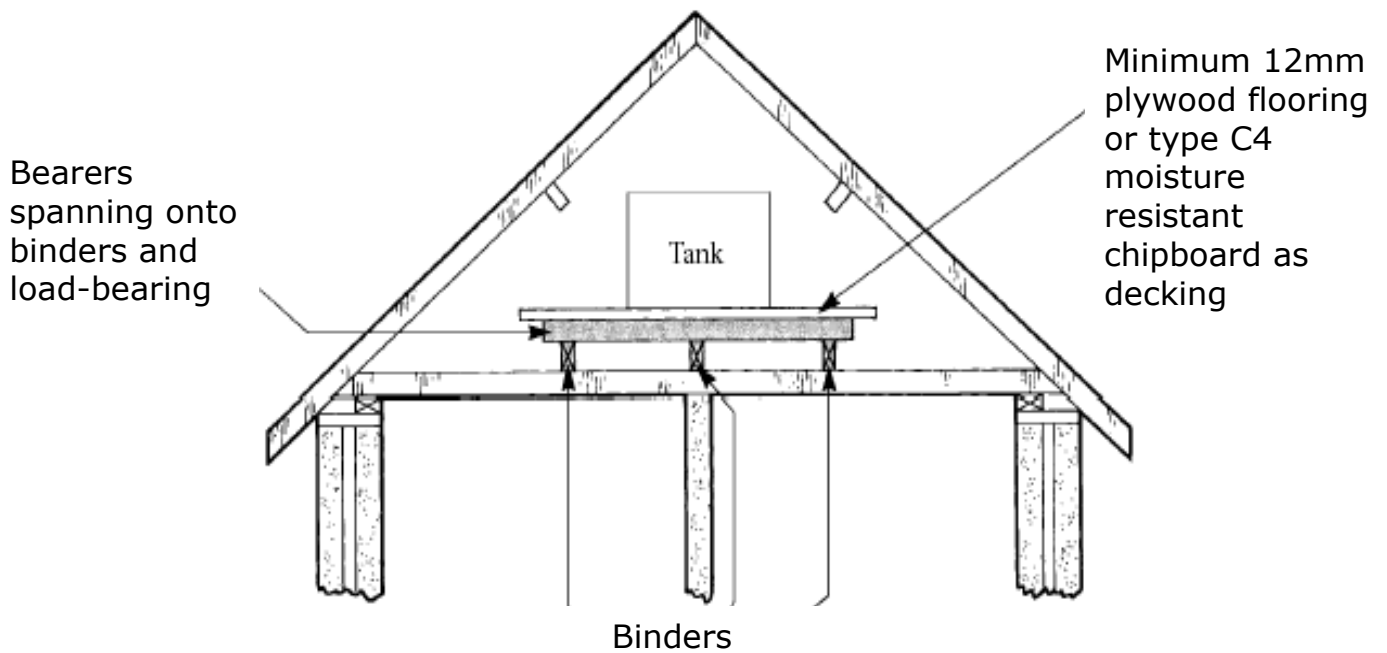
For clarity, longitudinal binders and bearers '**C**' are not illustrated

Tank stands across 4no. Trusses (maximum 300 litre tank)

Truss Span (metres)	Size of Bearer 'B' (dimension in mm)	
	230 litre tank	300 litre tank
6.50	100 x 50	125 x 50 or 2 (100 x 38)
9.00	125 x 50 or (100 x 38)	125 x 50 or 2 (100 x 38)
12.00	150 x 50 or (125 x 38)	2 (150 x 38)



Position of a Water Tank – Section Through Roof



Position of a Water Tank – Traditionally Framed Support



FS58945



Lincs Building Consultancy

**Tedder Hall
Manby Park
Louth
Lincolnshire
LN11 8UP**

**Tel: 08707 551696
Fax: 01507 327069
www.e-lindsey.gov.uk
E-mail: lbc@lincsbc.gov.uk**

If you would like to receive this information in another language or in another format, such as large print, Braille or on an audio tape, please contact Administration at either of the offices shown above.

Please note that these guidance notes are for advice only and may not cover all situations. It is your responsibility to ensure that they are appropriate for use in your particular circumstances.